


EAZY CARE VILT



Dirt-trapping mat with sturdy needle felt, which can be rolled up.
For indoor and roofed outdoor areas.



Sizes:

58,5 cm × 38,5 cm
78,5 cm × 58,5 cm
98,5 cm × 58,5 cm
98,5 cm × 78,5 cm
98,5 cm × 98,5 cm
118,5 cm × 78,5 cm
158,5 cm × 78,5 cm

Thickness: 22 mm

Weight: approx. 18 kg/m²

Surface:

ribbed, open

Material:

aluminum profile with
needle felt inserts
(polypropylene) and
steel wire connectors

Accessories:

mounting frame/ramp profile

Characteristics


- perfect absorption of dirt, stones and snow removal and at the same time weatherproof – ideal for outdoor use
- thanks to the exchangeable felt inserts, EAZYCARE VILT is an economical and ecological dirt-trapping mat (for the variant with steel wire connectors)
- special sizes and heights available on request (see page 2)
- profile spacing of 4 mm allows dirt and dust to fall through
- non-slip mat because of the rubber strips on the bottom, which prevent rattling when loaded or walked on.
- for loose and fixed installation
- available with or without frame

Cleaning Instructions

Brushing or vacuuming is sufficient
for quick cleaning. When cleaning with
water, use only gentle detergent.

Installation


The rollable and open construction
allows an uncomplicated installation.
The side profiles can also be easily
screwed on.



beige



anthracite



gray

EASY CARE VILT



Variants



Variant: **PVC connections**
Height: 12 mm, 17 mm



Variant: **Steel wire connections**
Height: 17 mm, 22 mm

→ brushes and scrapers on request ←

Frame variants

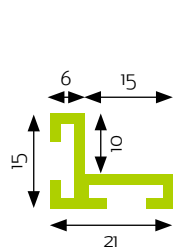
Angle frame / mounting frame



The specially cut profiles are delivered to measure. Frame assembly is very simple. The corners and frame profiles are designed very well to fit exactly together. The anchors slide into the grooves. The frames are available in aluminum or brass. Composition: Aluminum AlMg Si 0,5 (silver anodized 25 Micron)

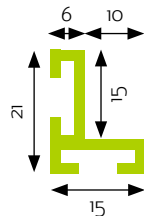
The following frame heights are available:

Inner height **10 mm**
(for mat height **8 mm**)



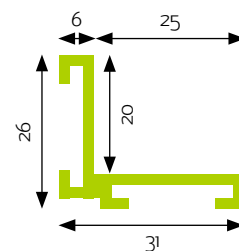
in aluminum

Inner height **15 mm**
(for mat height **12 mm**)



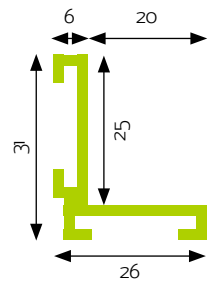
in aluminum

Inner height **20 mm**
(for mat height **17 mm**)



in aluminum
or brass

Inner height **25 mm**
(for mat height **22 mm**)



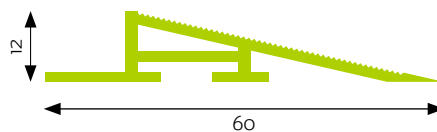
in aluminum
or brass

Beveled frame / ramp profile

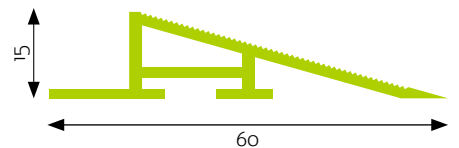


We recommend a ramp profile for mats that are installed on the floor. If you prefer, this profile can be fixed on the floor using screws. The ramp is supplied with matching corners. The following heights are available in aluminum:

Inner height **12 mm** (for mat height **12 mm**)



Inner height **15 mm** (for mat height **12 mm**)



Inner height **20 mm** (for mat height **17 mm** and **22 mm**)

